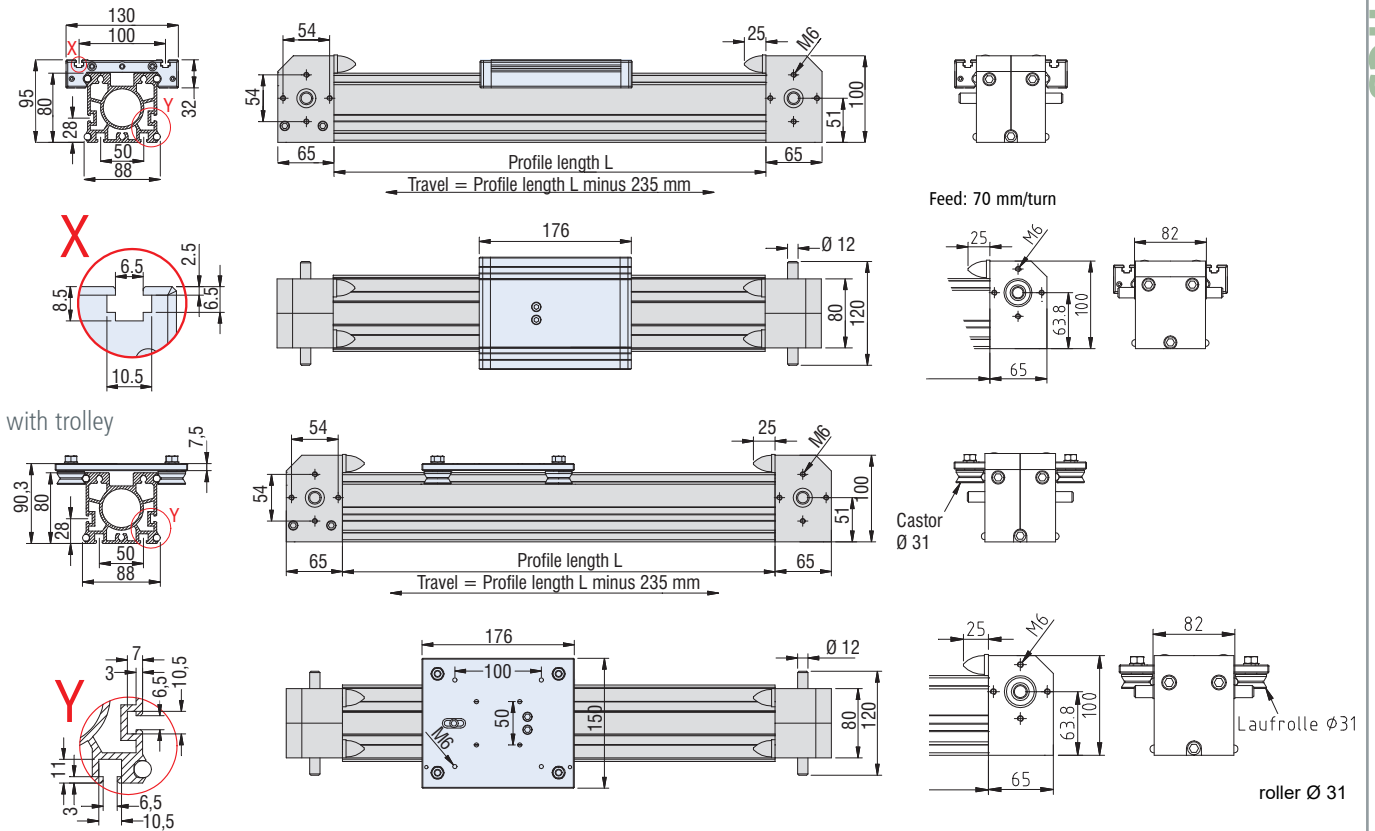


# Linear units with toothed belt drive

## LEZ 3


### Dimensioned drawings

with shaft slides



### Motor modules

(Motor pin assignments are on Page B-50)



Drive module with stepper motor (direct drive)

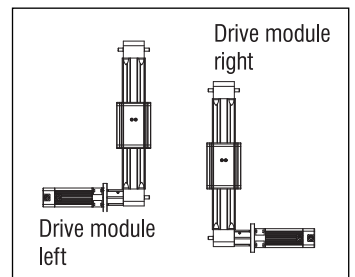


EC 60



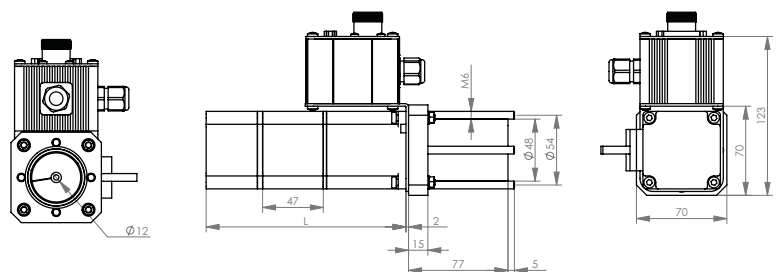
EC 80

Drive module with EC servo-motor (direct drive)



#### Dimensioned drawing | EC 60

Part number	Motor module	Length L
396421 006012	EC 60 TM 200W 48V	103,5 mm
396421 026012	EC 60 TM 200W 48V with brake	150,5 mm
396421 007012	EC 60 TM 200W 310V	107,7 mm
396421 027012	EC 60 TM 200W 310V with brake	154,7 mm
396440 008012	EC 60 TM 400W 48V	131,5 mm
396440 028012	EC 60 TM 400W 48V with brake	178,5 mm
396440 007012	EC 60 TM 400W 310V	135,7 mm
396440 027012	EC 60 TM 400W 310V with brake	178,5 mm



#### Dimensioned drawing | Motor module 2

Part no.	Motor module	L	H	H1	B	B1
396475 0070	EC 80 TM 750W	143 mm	85 mm	139,5 mm	80 mm	80 mm
396475 0270	EC 80 TM 750W mit Bremse	191 mm	85 mm	139,5 mm	80 mm	80 mm
396085 0060	MS 600 HT	96 mm	91 mm	145,5 mm	90 mm	86 mm
396088 0060	MS 900 HT	126 mm	91 mm	145,5 mm	90 mm	86 mm

